




## Duplex Dual Basket Strainer 1" - 4" NB



### **DUPLEX DUAL BASKET STRAINER 1" - 4" NB**

Duplex strainers are used for pipelines operating continuously incorporating twin chambers each rated for 100% capacity. **An integral flow changeover valve permits basket removal and cleaning without interruption of flow.**

This range is designed to compliment the Simplex filters but allows the cleaning and replacement of baskets to be carried out without any interruption to the flow through the filter. Fixed stops are provided to indicate which basket is in use. A projecting flange from the changeover handle guards the cover of the basket in use, making it impossible to remove inadvertently.



## Duplex Strainers 1" - 4" NB

### SPECIFICATIONS

#### Body, Covers & Bridges

Cast Iron BS 1452 Gr 220.

Cast Steel ASTM A216 WCB.

Stainless Steel BS1504 316 C16

(except bridge which is a non contract part, supplied in Cast Steel)

**Baskets & Inserts** Stainless steel AISI 316

**Sizes** 1", 1 1/2", 2", 3", 4"

#### Connections & Design Pressure

Cast Iron flanged ASME 250FF/250 PSIG at 38°C

Cast Steel flanged ASME 300RF/740 PSIG at 38°C

#### Note

Design pressure will be reduced by flange drilling to a lesser standard

Cast Iron sizes 1" to 1 1/2" available with female screwed ends either BSP, parallel or NPT

Design pressure 250 PSIG at 38°C

#### Working Temp

32°F (0°C) up to 250°F (121°C) in Cast Iron

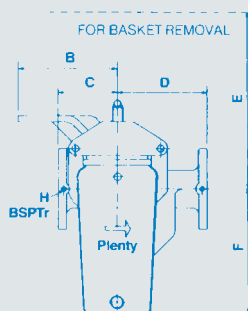
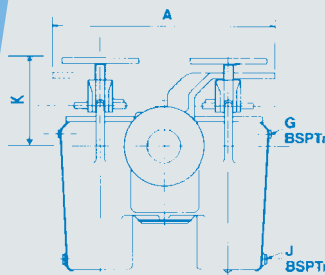
32°F (0°C) up to 392°F (200°C) in Cast Steel and Stainless Steel

### STANDARD FEATURES

- Single lever action on changeover valve eliminates possibility of hydraulic lock and accidental interruption of the flow
- Fixed stops are provided to indicate which chamber is in use and a projecting flange from the valve lever guards the cover of the chamber in use to avoid the wrong cover from being inadvertently opened
- Quick release covers eliminate the need for tools for maintenance
- Designed for pressure ratings up to ASME class 300lb (740 PSIG)
- Flow is from inside the basket area to pipeline CSA ratio of over 12:1
- Supplied with coarse perforated baskets (2mm as standard) or fine stainless steel inserts to give particle down to 45 microns

### OPTIONS

- Pleated baskets for high filtration areas.
- Reinforced baskets for withstanding high differential pressures.
- Magnetic element assemblies.
- Flanged connection for drain, vent and ancillary connections.
- Steam, hot water or oil jackets.
- Supplied with ancillary equipment such as DP gauges and switches, valves for drains and vents.
- Available in gunmetal, duplex stainless steel or other special alloys.



### DIMENSIONS

Size	Bore	A	B	C	D	E	F	G	H	J	K	Weight	
In	mm	mm	mm	mm	mm	mm	mm	BSPT	BSPT	BSPT	mm	lb	kg
1	25	338	229	108	111	205	106	1/8	1/4	1/4	133	51	23
1 1/2	40	338	229	108	121	223	157	1/8	1/4	1/4	140	84	38
2	50	397	219	130	149	274	179	1/4	1/4	1/2	195	119	54
3	80	502	305	183	233	333	286	1/4	1/4	1/2	268	231	105
4	100	643	432	186	268	399	370	1/4	1/4	1/2	268	447	205

Bosses G & H drilled and tapped only if specified for sizes 2" and below.

Screwed end dimensions are as table except 1" size C=99mm, D=86mm & 1 1/2" size C=102mm, D=108mm

Dimension 'A' illustrates the maximum width of a valve lever swung across the filter body (where applicable).

A system of lubricating ducts is incorporated in the changeover (parallel plug) valve. This ensures that the valve is sealed against leakage and provides an inert barrier, which protects metal surfaces and reduces corrosion. The valve is sealed top and bottom by 'O' rings. The lubricant is supplied in stick form and is applied through a screw on top of the valve.